



Shown with optional exit table.

RSA 2024-TB

Random Semi-Automatic Case Sealer

PPI's RSA Series Case Sealers are operator-fed machines that automatically adjust for each size case processed. When manufacturing produces different sized cases to be processed through a single case sealer, a PPI random case sealer is your answer.

This premium drive style captures the case between four moving belts located above and below the case. This provides maximum stability since it applies force to the strongest areas of the case which is in the direction of the fluting of the corrugated. Top and bottom belt drive processes the widest variety of case dimensions although certain narrow widths may be better suited on side drive belts.

Every PPI case sealer comes with a HSD 2000-ET II Tape head with adaptive technology to provide optimal tape application and wipe down to each of the three taped panels of the case.

When you compare features, benefits and value, PPI Case Sealers are the right choice for operators, plant engineers, maintenance and purchasing.

FEATURES & BENEFITS

- Automatically adjusts for the widest variety of case sizes
- Best drive selection for light-weight, unstable and void filled cases
- Offset taping heads permit processing cases as low as 2" tall
- Horizontal pneumatic centering side guides with rollers reduces operator fatigue
- Upper head locks to clear jams and replace tape
- Secondary E-Stop button
- Self-tensioning, self-tracking belt drive simplifies belt replacement
- 1/3 & 1/4 HP gear motors allow processing up to 85 lb cases

These machines are engineered to provide:

- Industry leading features
- Heavy duty construction for 24/7 operation
- Ergonomic and user-friendly operation

RSA 2024-TB

Model	Min Case (L x W x H)	Max Case (L x W x H)	Case Weight	Belt Speed	Electric	Compressed Air Requirements	Tape Width	Conveyor Height	Machine Weight	Machine Dimensions (L x W x H)
RSA 2024-TB	6" x 6" x 5" 6" x 6" x 2" opt 8" x 8" x 2" opt	Inf x 20" x 24" Inf x 20" x 21" Inf x 22" x 21"	0 – 85 lbs	82 ft/min	110v., 1ph., 60hz., 6A., (1/3HP, 1/4HP)	9 CFM @ 90 PSI	36 – 48 mm (1.5" – 2")	24" – 30"	635 lbs crated	57" x 36 3/4" x 72"
RSA 2024-TB/3	7" x 7" x 5" 7" x 7" x 2" opt 9" x 9" x 2" opt	Inf x 20" x 24" Inf x 20" x 21" Inf x 22" x 21"	0 – 85 lbs	82 ft/min	110v., 1ph., 60hz., 6A., (1/3HP, 1/4HP)	9 CFM @ 90 PSI	60 – 72 mm (2.5" – 3")	24" – 30"	635 lbs crated	57" x 36 3/4" x 72"



Tip up top tape head simplifies roll replacement



Secondary E-Stop



One 1/3 HP motor, and one 1/4 HP motor




Self-tensioning & self-tracking drive belts simplify belt replacement




Selectable minimum height




Horizontal centering guides with rollers



"Blocked" button for jams & replacing bottom tape roll



Offset tape heads process cases as low as 2"



OPTIONS & ACCESSORIES




Swivel & locking casters



Tape head spare parts kit



3" wide tape heads



Optional exit table (Shown above)